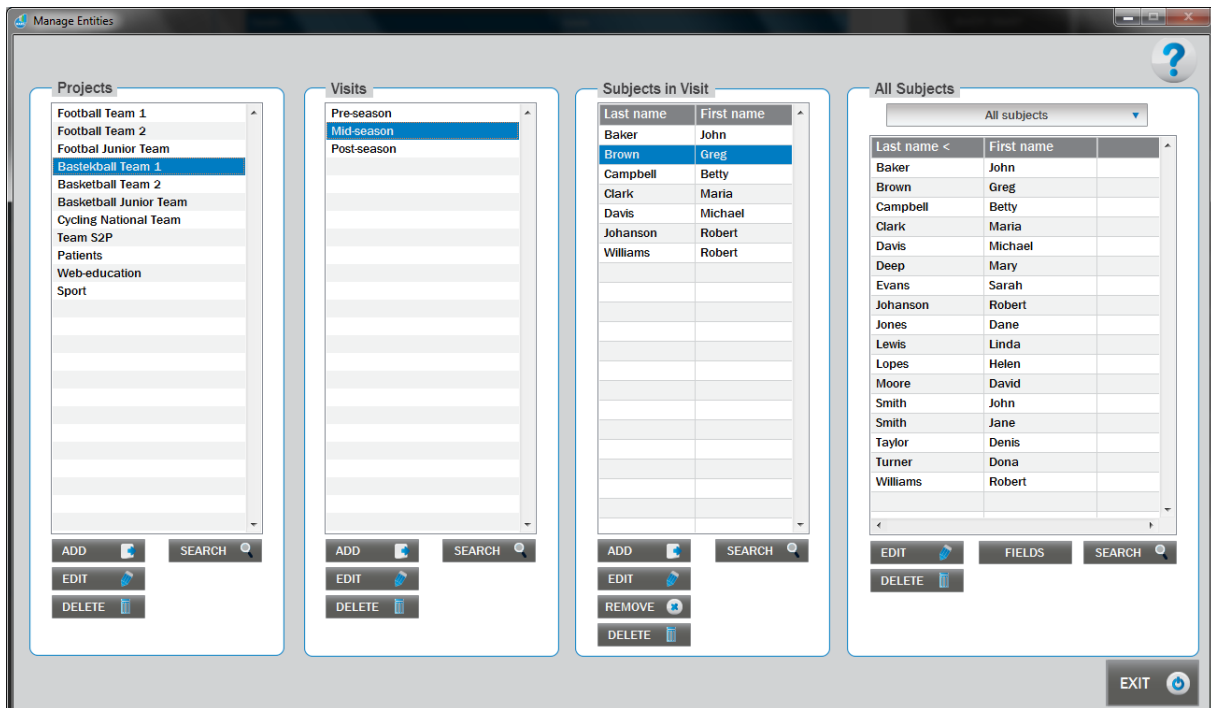


## MANAGE

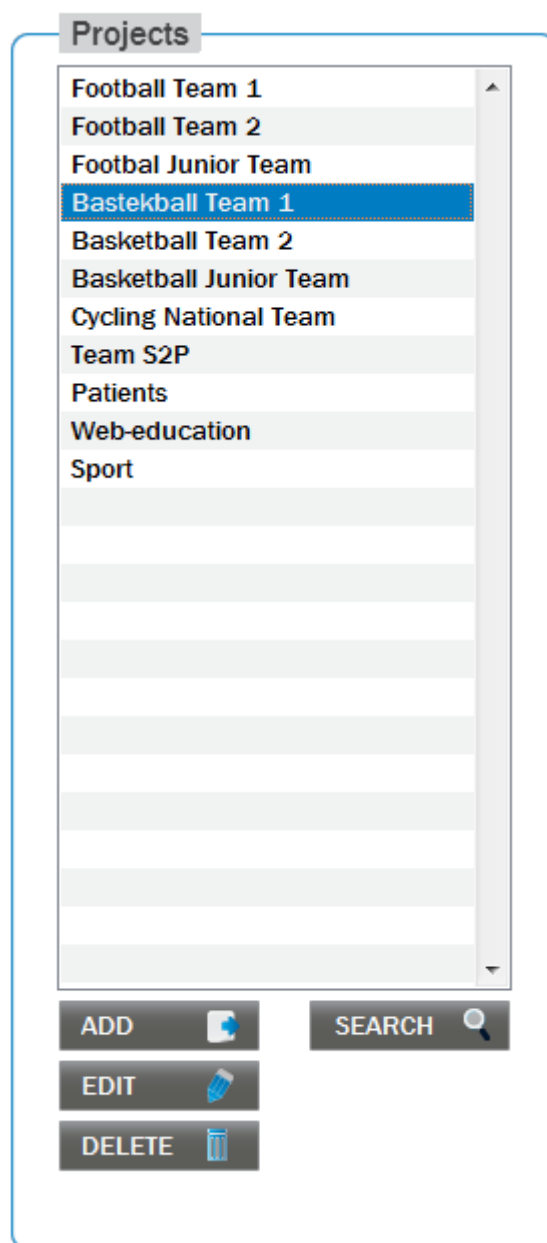
### BRIEF DESCRIPTION:

Manage unit is used to create, edit and delete projects, visits and subjects. Manage window consists of four panels:

- Projects panel where all created projects are listed.
- Visit panel where all created visits that belong to the selected Project are listed.
- Subjects in visit panel where all subjects that belong to the selected Visit are listed.
- All subjects panel where all subjects, subjects that belong to the project or subjects defined with custom filter are listed.



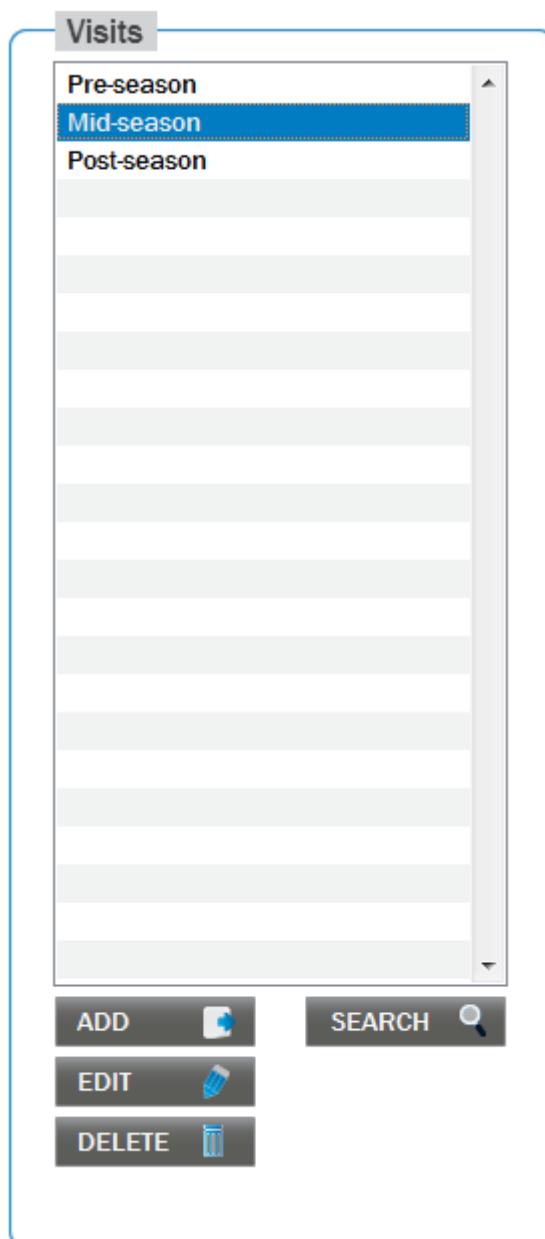
## PROJECTS PANEL:



In the Projects panel, projects can be added, deleted and renamed. Search functionality enables easy search between projects if there is many projects.

**NOTE:** When a project is deleted all visits and measurements assigned to the project will be permanently deleted from the database. Subjects assigned to the deleted projects will not be deleted from the database, but measurements of all subjects assigned to the deleted project will be permanently deleted from the database.

## VISITS PANEL:



In the Visits panel, visits can be added, deleted and renamed. Search functionality enables easy search between Visits if there is many visits.



**NOTE:** When a visit is deleted all measurements assigned to the visit will be permanently deleted from the database. Subjects assigned to the deleted visit will not be deleted from database, but measurements of all subjects assigned to the deleted visit will be permanently deleted from the database.


---


## SUBJECTS IN VISIT:


**Subjects in Visit**

Last name	First name
Baker	John
Brown	Greg
Campbell	Betty
Clark	Maria
Davis	Michael
Johanson	Robert
Williams	Robert

**ADD**       **SEARCH** 

**EDIT** 

**REMOVE** 

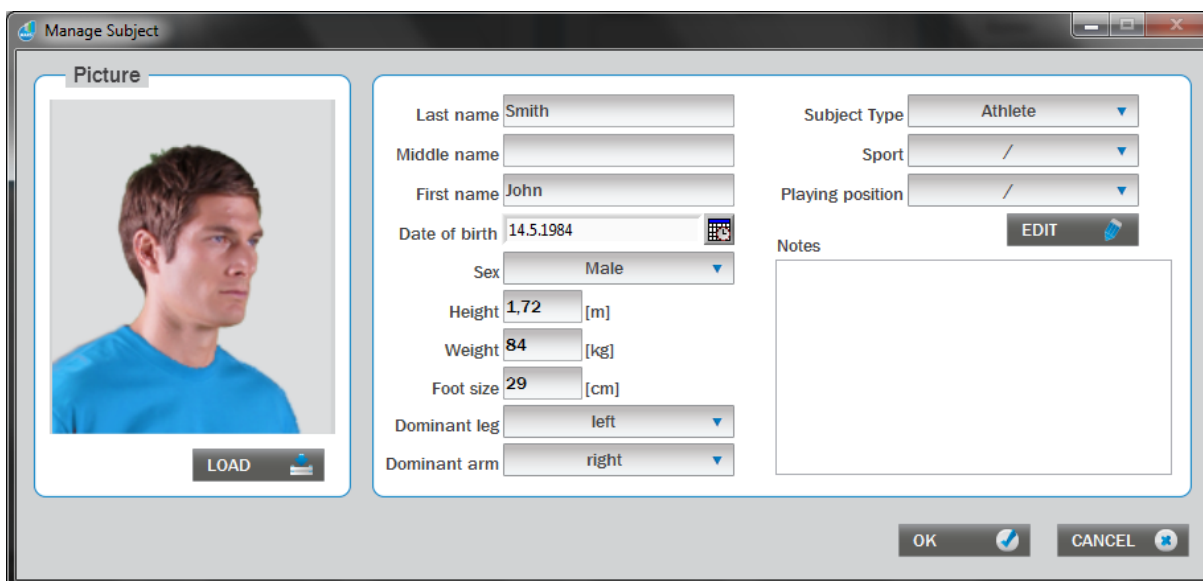
**DELETE** 

In the Subjects in Visit panel, subjects can be added, deleted and renamed. Search functionality enables easy search between subjects if there is many subjects. Existing subjects can be assigned to the visit in two ways: (1) with drag and drop from the All Subjects panel to the Subjects in Visit panel (2) and with drag and drop from the Subjects in Visit or All Subjects panel to the Visit panel.

**NOTE:** When a subject is deleted all measurements (in all projects and visits) assigned to the subject will be permanently deleted from the database. Subjects assigned to the deleted visit will not be deleted from database, but measurements of all subjects assigned to the deleted visit will be permanently deleted from the database.

When subject is removed, it is removed only from visit and project to which it is assigned. All measurements performed by the subject in the assigned visit will be deleted from the database. Measurement performed by the subject in other visit will not be affected at all.

To create new subject chose Add, to edit a subject chose Edit.

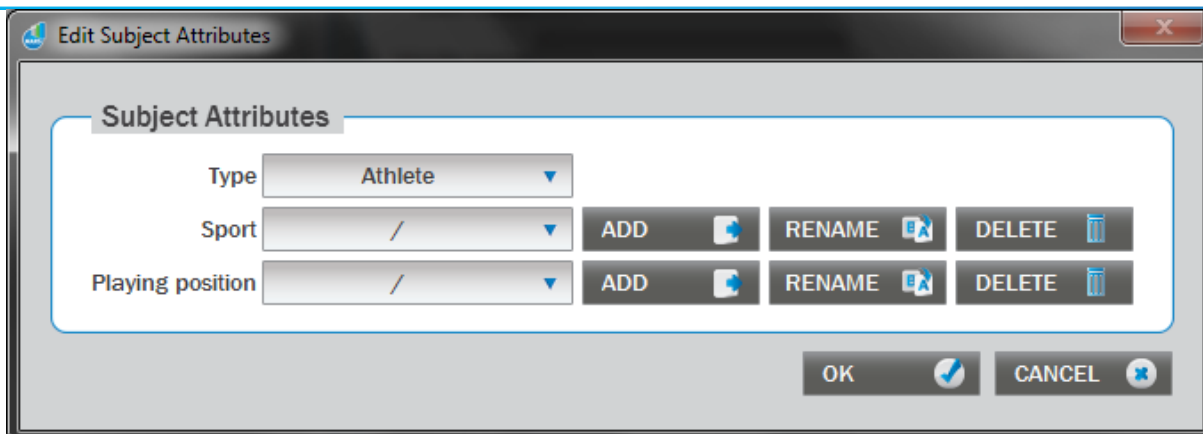


The following subject attributes are available:

- Last name (\*)
- Middle name
- First name (\*)
- Date of birth (\*)
- Sex
- Height
- Weight
- Foot size
- Dominant leg
- Dominant arm
- Subject type (Athlete, Patient and Normal)
- Subject type - level 1
- Subject type - level 2
- Picture
- Note

Attributes marked with \* are required. It is recommended to fill also Height, Weight and Foot size because they are required by some tests. If all required subject parameters are not filled before starting the test, a popup message with missing attributes will be displayed.

Sublevels of the Subject type are managed on Edit button.



Subject Attributes

Type	Athlete	ADD	RENAME	DELETE
Sport	/	ADD	RENAME	DELETE
Playing position	/	ADD	RENAME	DELETE

OK CANCEL

Sublevels can be added, renamed or deleted (not defined values “/” cannot be renamed or deleted).



**NOTE:** If a sublevel is assigned to any subject in the database, it cannot be deleted. All subjects with the sublevel must be deleted first.


## ALL SUBJECTS:

All Subjects

All subjects ▼

Last name <	First name	
Baker	John	
Brown	Greg	
Campbell	Betty	
Clark	Maria	
Davis	Michael	
Deep	Mary	
Evans	Sarah	
Johanson	Robert	
Jones	Dane	
Lewis	Linda	
Lopes	Helen	
Moore	David	
Smith	John	
Smith	Jane	
Taylor	Denis	
Turner	Dona	
Williams	Robert	

EDIT     FIELDS    SEARCH 

DELETE 

Here you can list subjects in three different ways:

- 1.) All Subjects: All subjects in database are listed.
- 2.) Subject assigned to project: All subjects that assigned to the selected project are listed.
- 3.) Custom: Subjects can be custom filtered by subject attributes.

Subject Filter
[Close]

Last name   
 Middle name   
 First name   
 Date of birth min  [Calendar]  
 Date of birth max  [Calendar]  
 Age min  Years  Months   
 Age max  Years  Months   
 Sex   
 Height min  [m]  
 Height max  [m]  
 Weight min  [kg]  
 Weight max  [kg]  
 Foot size min  [cm]  
 Foot size max  [cm]  
 Dominant leg   
 Dominant arm

Subject Type

Athlete	/	/		
Normal	/	/		
Patient	/	/		

Here you can filter subject by all subject attributes that defined subject. You can filter subjects by any combination of subject's attributes. Filters are enabled by checking checkbox beside the attribute we want to use. Then you can enter the value for filter attribute or range within the selected attribute must be.